


# H4 SERIES

HMK 390 LC HD



**HIDROMEK**





# New H4 Series

Innovation coming from experience

Being produced with developed hydraulic system design, HIDROMEK's new H4 Series excavators offer an outstanding performance by working faster, more productively and more efficiently. H4 Series excavators produce more work with less fuel; hence, they are more profitable for their users than ever.

**H4**  
SERIES

Performance.....	6-7
Durability.....	8-11
Safety.....	12-13
Technology.....	14-15
Comfort.....	16-17
HIDROMEK Smartlink - Ease of Service.....	18-19
Technical Features .....	20-25

The information and images, and equipment presented in this brochure are either standard or optional depending on the configuration. HIDROMEK has the right to modify the specifications and the designs of the model indicated in this brochure without prior notice.





**ATTENTION**  
AVANT D'UTILISER LE MATÉRIEL, LIRE  
LE MANUEL D'UTILISATION ET LES  
RÈGLES DE SÉCURITÉ.







# More work within less time

## 17 % More productive\*

Shortening the work cycle time with bigger bucket capacity and speed, H4 Series carry the productivity to the top level with their new technology.

## 14 % More efficient\*

With improvements to the attachment and hydraulic group, H4 Series excavators ensure more work within less time.


## 6 % Faster\*

With faster hydraulic movements due to developed hydraulic system design, H4 Series excavators ensure more work within less time.




For product video

\* The data are prepared in comparison with the previous serie in HP mode.



# More durable

Produced to have reinforced heavy duty construction considering maximum performance, long life and smooth operation in severe field conditions, HÍDROMEK excavators ensure more durability with the improvements made in the new H4 Series.





① More durable anti-wearing plates (Hardox 450 HB)



⑤ Heavy duty arm



② Optimized bucket form



⑥ Reinforced boom structure



③ Reinforced arm supporting parts



⑦ Reinforced boom cylinder cast bearing



④ Reinforced casting tip



⑧ Reinforced lowerframe and undercarriage components

## Reinforced heavy duty construction

With their reinforced heavy duty construction produced at HIDROMEK's modern production facilities and going through sensitive quality-control processes, H4 Series excavators have excellent durability.

## Bronze-Graphite Bushings



Bronze-graphite bushings used in boom-arm and boom-frame connection points increase the lubrication period, and greatly prevent the wear of the pins because of graphite, having a very high grease absorption and retention capability, embedded in the inner structure of the bushings.

⑤

④

①



# Safe working environment

## ROPS&FOPS cabin

Having the standards of ROPS (Roll Over Protective Structure) & FOPS (Falling Object Protective Structure), H4 Series excavators provide maximum safety and durability.

## Wide vision capacity

Designed with giving special importance to occupational safety, H4 Series ensure excellent vision by minimizing the blind spot on the side and rear cameras. Along with the increase in the number of led headlights, the night vision is significantly improved on H4 Series excavators; in addition, there are also red handles and warning labels providing maximum safety for the operator.

## Audio warning systems

H4 Series excavators enable safer working environment with their automatic starting horn, swing warning system and travel warning system.





# Shaped with technology

Electronic system of H4 Series excavators designed to protect the engine and hydraulic components to provide fuel saving and superior performance.

## Automatic stop system

In the new series, automatic stop system through configurable idling and stopping times provides fuel saving by stopping the engine after the machine is on idle. Automatic stop system in H4 Series helps to decrease the operational costs to minimum, and contributes to saving the environment.

## Safe fuel transfer pump

“Safe fuel transfer pump” added to H4 Series stops the pump automatically when the tank is full and this feature gets activated also when the pump does not transfer fuel for 30 seconds, and ensures that the pump stops automatically.

## Power boost technology

In H4 Series, power boost technology gets activated automatically in the conditions when the machine needs extra power, and ensures that the machine has the proper performance for the work.

## 8” Touch control panel

8 inch touch control panel is positioned ergonomically at a point that the operator can easily reach it. Touch control panel having high quality hardware and a large screen easily enables to control the machine features and access to machine information.

The features of touch control panel:

- It offers multi-language option
- Music system is integrated into 8” touch control panel.
- It allows the operator to adjust the flow required for the attachment without leaving the cab and save this information for 20 different attachments.
- During travel, rear and side view cameras with improved image quality and activated automatically can be controlled.
- Information on the average and instant fuel consumption can be obtained.
- Information on status such as atmospheric pressure, turbo boost pressure, fuel pressure and hydraulic pump pressure can be obtained.
- User can acquire working hour information such as work, attachment and travel.
- Maintenance registries can be obtained, and the user is warned when the maintenance time approaches.
- Failure codes and registries can be obtained.
- Audio warning systems can be controlled.





## OPERA, the guide of the field

H4 Series excavators are equipped with Opera (HIDROMEK Operator Interface) for the operator to use the machine easily, and feel comfortable and relaxed as he is in an office environment.

### Functions to be controlled by means of Opera

- Engine RPM control
- Access to control panel menu
- Functions of lights, windshield wipers and rear view camera
- Music system control
- Auto stop control of the engine to ensure maximum fuel economy during low idle
- On H4 Series machines, the preheating system available to protect the engine and hydraulic systems can be controlled via Opera.

# The aesthetic design of power

The seat ergonomic, air suspended and having 35 degrees adjustable backrest angle is provided in H4 Series, and it enables the operator to work comfortably and without getting tired for long working hours.

H4 Series which has many features\* such as proportional control pedals and joysticks, throttle control dial, operator touch screen, interior light, cup holder and heating-cooling box give more importance to user comfort.

HIDROMEK

\* Other features for user comfort on H4 Series machines can be found on page 21.

# Office comfort in construction equipment

## Automatic air conditioning system

Air vents and air conditioning system which can automatically adjust itself according to the ambient heat located in the redesigned cabin provide the best cooling performance in its class by 30%.

## Wide angle view

On the new series machines, the new two-piece windshield wiper system designed for creating more comfortable work environment provides a wide angle view which increases the work efficiency of the user.

## Led headlights for night vision

Led headlights on new H4 Series machines improve the night vision, and enable the operator to work more safely and comfortably.

## Dampers

By using 6 silicone dampers on H4 Series excavators, noise, shock and vibration are absorbed and prevented from being transmitted to the cabin under any working condition.



# You have the control with HÍDROMEK **SmartLink**

Telematic system HÍDROMEK Smartlink allows the user to easily access to machine location and technical information via computer and mobile phone.

## **Follow the work time and location of your machine through HÍDROMEK Smartlink!**

Through GPS tracking system, it is possible to track the location and the work time intervals of the machine.

## **Analyze your fuel consumption through HÍDROMEK Smartlink!**

It is possible to analyze fuel consumption according to the working conditions of the machine and daily fuel parameters.

## **Check the works for which your machine has been used through HÍDROMEK Smartlink!**

Through working mode information, it is possible to see the daily and total working hours of the machine for excavation and leveling and with crusher or with other optional attachments besides the power mode information and the speed ranges.

## **Follow your machine's maintenance through HÍDROMEK Smartlink!**

Under the Alerts list, the machine's upcoming maintenance can be checked while the information of the nearest authorized service can be obtained, and it can be contacted.

## **Contact the nearest authorized service or regional service through HÍDROMEK Smartlink!**

With the application, it is possible to obtain the information on Regional and Authorized Services of HÍDROMEK After Sales Services as well as the directions to them.

## **Have performance reports for the selected periods of time for your machines through HÍDROMEK Smartlink!**

For any selected periods of time, it is possible to have a report on daily fuel consumption, average fuel consumption, power and working modes, daily work time intervals and locations.



To download Smartlink application



## Easy maintenance and fast service for H4 Series through safe and easy access

H4 Series excavators, designed considering fast access to hydraulic and engine equipment, provide easy maintenance and service. Most of the maintenance can be easily carried out without getting on the machine, which shortens the service time and increases machine work time.

Automatic greasing system ensures that all parts of the machine can be lubricated from one single center.



## ENGINE

<b>Brand &amp; Model</b>	ISUZU--6HK1X	
<b>Type</b>	Water cooled, 4 cycles, 6 cylinders, inline, diesel engine with direct injection, turbocharger and intercooler	
<b>Power</b>	<b>Gross</b>	284 HP (212 kW) @2000 rpm / SAE J1995
	<b>Net</b>	268 HP (200 kW) @2000 / SAE J1349
<b>Maximum Torque</b>	<b>Gross</b>	1080 Nm @1500 rpm
	<b>Net</b>	1070 Nm @1500 rpm
<b>Displacement</b>	7790 cc	
<b>Bore x Stroke</b>	115 mm x 125 mm	
<b>Emission Class</b>	Stage IIIA / Tier 3 (EU/EPA)	

## HYDRAULIC SYSTEM

### MAIN PUMP

<b>Type</b>	2 axial piston pumps with variable displacement and swashplate
<b>Max. Flow Rate</b>	2 x 300 L/min
<b>Pilot Pump</b>	Gear type, 28.5 L/min

### WORKING PRESSURE

<b>Attachment</b>	350 kgf/cm <sup>2</sup>
<b>Power Boost</b>	380 kgf/cm <sup>2</sup>
<b>Travel</b>	350 kgf/cm <sup>2</sup>
<b>Swing</b>	285 kgf/cm <sup>2</sup>
<b>Pilot</b>	40 kgf/cm <sup>2</sup>

### HYDRAULIC CYLINDERS

<b>Boom</b>	2 x ø 145 x ø 100 x 1.510 mm
<b>Arm</b>	1 x ø 170 x ø 120 x 1.735 mm
<b>Bucket</b>	1 x ø 145 x ø 105 x 1.280 mm

<b>Swing motor</b>	Fixed swashplate piston motor integrated with super shock absorber valve
<b>Reduction</b>	2 stage, planetary gear type
<b>Swing Brake</b>	Hydraulic disc type, pilot operated and automatically released
<b>Swing Speed</b>	9,2 rpm

## LOWER FRAME

<b>Construction</b>	"X" type lower frame with pentagon shaped box type side frames
<b>Shoe</b>	Triple grouser
<b>No. of Shoes</b>	2 x 50 pieces
<b>No. of Lower Rollers</b>	2 x 9 pieces
<b>No. of Upper Rollers</b>	2 x 2 pieces
<b>Full Trackguard</b>	Complete
<b>Track Tensioner</b>	Hydraulic type with spring cushioning

## ELECTRICAL SYSTEM

<b>Voltage</b>	24 V
<b>Battery</b>	2 x 12 V / 150 Ah
<b>Alternator</b>	24 V / 50 A
<b>Starter Motor</b>	24 V / 5 kW

## TRAVEL AND BRAKES

<b>Travel</b>	Fully hydrostatic	
<b>Travel Motor</b>	Axial piston motor with 2 speed stages and swashplate	
<b>Reduction</b>	2 stage, planetary gear type	
<b>Travel Speed</b>	<b>High Speed</b>	5,0 km/h
	<b>Low Speed</b>	3,0 km/h
<b>Max. Traction</b>	30.540 kgf	
<b>Gradeability</b>	35° (%70)	
<b>Parking Brake</b>	Hydraulic disc type, pilot operated and automatically released	
<b>Ground Pressure</b>	0,72 kgf/cm <sup>2</sup>	

## FILLING CAPACITIES

<b>Fuel Tank</b>	565 L	<b>Engine Cooling System</b>	55 L
<b>Hydraulic Tank</b>	265 L	<b>Engine Oil</b>	38 L
<b>Hydraulic System</b>	470 L		

## OPERATING WEIGHT (kg)

	Mono Boom	LR
HMK 390 LC HD	39.300	42.100
HMK 390 NLC	39.100	-

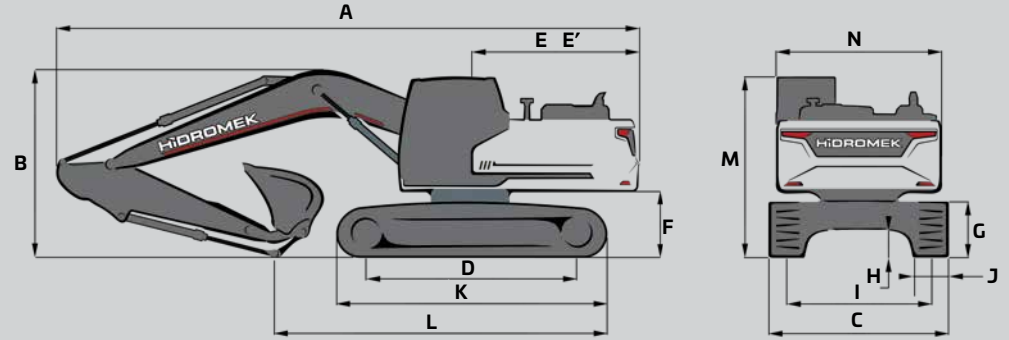
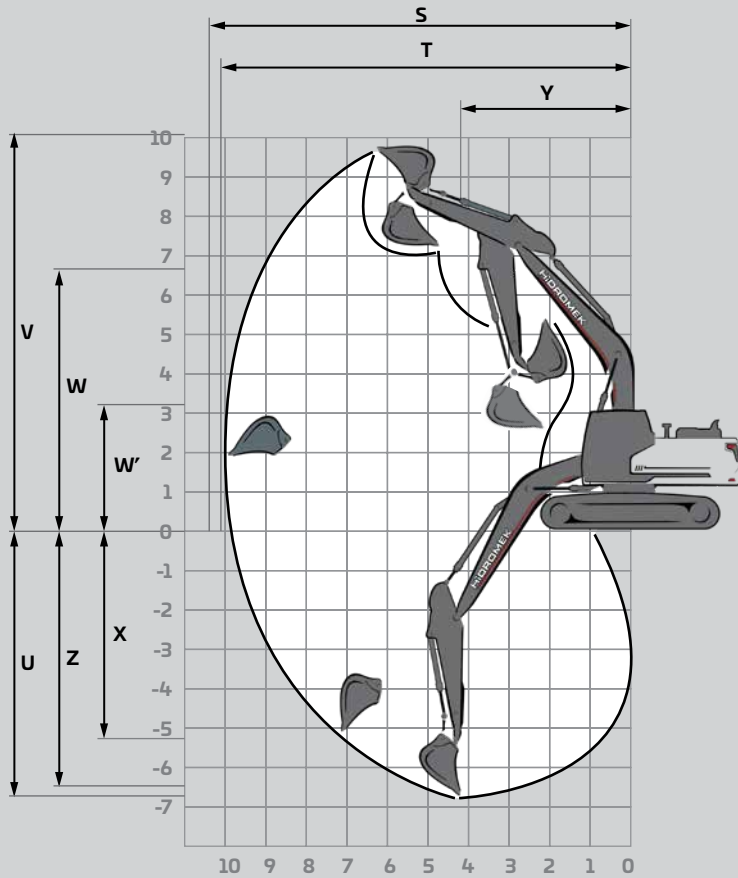
# EQUIPMENT

# HMK 390 LC HD

Engine	Standard	Optional
Water cooled diesel engine with turbocharger and intercooler	●	
Engine pre-heat function	●	
Automatic idling	●	
One touch auto-idle system	●	
Automatic stop function	●	
Two-stage air filter	●	
Air filter clogged indicator	●	
Low engine pressure warning system	●	
Overheat warning system	●	
Adjustable power modes	●	
High altitude working function	●	
Electronical engine control	●	
Hydraulic System		
Boom and arm regeneration valve	●	
Automatic power boost	●	
Smooth boom feature		0
Main hydraulic filter	●	
Backup ports (valve)	●	
Cylinder cushioning and contamination seals	●	
Single-acting hydraulic line, breaker		0
Double- acting hydraulic line, crusher		0
Additional line		0
Quick coupling line		0
Attachment settings through instrument panel		0
OPERATOR'S CAB		
Pressurized and sound isolated cabin	●	
Air-conditioning	●	
Air-suspension seat	●	
Heated seat		0
Operator touch screen	●	
Opera control system	●	
Throttle control dial	●	
Automatic travel speed (low / high)	●	
4 different working modes	●	
Sliding windscreen and removable lower windscreen	●	
Openable left door window	●	
Upper and lower windshield wiper	●	
Joysticks and pedals	●	
Travel pedals and control levers	●	
Proportional controlled pedals and joysticks		0
Electric horn	●	
Intrerior light	●	
Cup-holder	●	
Convenient storage	●	
Convenient storage (for equipment)	●	
Heating & Cooling box	●	
Easy-cleaned floor	●	
12V power socket	●	
Computer connection port	●	
Radio / mp3 / usb / Aux	●	
Detachable Movement Levers		0

Lower Frame	Standard	Optional
Narrow Lower Chassis (NLC)		0
Track width options 700/800		0
Lubricated and sealed track components	●	
Dozer blade		0
Mooring points for shipment	●	
Safety		
ROPS (Roll Over Protective Structure)	●	
FOPS (Falling Object Protective Structure)	●	
Rear view camera	●	
Side view camera		0
Right and left rear view mirrors	●	
Working lamps	●	
LED working lamps		0
Rotating beacon		0
Swing and travel alarm		0
Emergency engine stop switch	●	
Pilot operated and automatically released swing brake	●	
Boom and arm cylinder safety valve		0
Overload warning system		0
Battery cut-off switch	●	
Handrails by the steps and on the upper frame	●	
Perforated metal non-slip plates	●	
Safety locking device	●	
Safety glass	●	
Emergency hammer	●	
Lockable fuel tank cover	●	
Upper and lower guards for windshield		0
Operator's cab ceiling guard		0
Fuel Safety System		0
Miscellaneous		
Telematic system (HIDROMEK Smartlink)		0
GEO System		0
Fuel transfer pump with automatic stop	●	
Water sensor on fuel pre-filter	●	
Bio oil B7	●	
Alternator - Battery	●	
Battery Charge Indicator	●	
Automatic lubrication system		0
Working lamp guards		0
Hydraulic breaker return line filter		0
Double pump combination function		0
Choosing single or double acting attachment on the instrument panel		0
Choosing the control method for the optional attachment		0
Boom cylinder piping guard		0
Bucket cylinder rod guard		0
Warning horn	●	
Counterweights		0

● STANDARD 0 OPTIONAL



### DIMENSIONS

		LC HD				NLC	
		Mono Boom				LR	Mono Boom
		*6,10	6,50	6,50	6,50	10,00	6,10
BOOM (m)		*6,10	6,50	6,50	6,50	10,00	6,10
ARM (m)		*2,60	2,60	3,20	4,00	6,00	2,60
GENERAL DIMENSIONS (mm)	A) Overall Length	10920	11320	11280	11310	14.840	10920
	B) Overall height (to top of boom)	3.640	3.510	3.510	3.720	3.370	3.640
	C) Overall Width	3.300	3.300	3.300	3.300	3.500	2.990
	D) Distance between tumblers	4.240	4.240	4.240	4.240	4.240	4.240
	E) Distance from center of swing to rear end	3.450	3.450	3.450	3.450	3.570	3.450
	E') Tail swing radius	3.470	3.470	3.470	3.470	3.590	3.470
	F) Counterweight Clearance	1.250	1.250	1.250	1.250	1.250	1.250
	G) Track Height	1.090	1.090	1.090	1.090	1.090	1.090
	H) Ground Clearance	505	505	505	505	505	505
	I) Track Gauge	2.700	2.700	2.700	2.700	2.700	2.390
	J) Shoe Width	600	600	600	600	800	600
	K) Track Length	5.190	5.190	5.190	5.190	5.190	5.190
	L) Length on ground (transport)	6.670	6.880	6.210	5.590	6.790	6.670
	M) Overall height of cab	3.190	3.190	3.190	3.190	3.190	3.190
N) Overall width of upperstructure	2.990	2.990	2.990	2.990	2.990	2.990	
WORKING RANGES (mm)	S) Maximum Digging Reach	10.380	10.720	11.320	12.030	17.010	10.380
	T) Maximum Digging Reach on Ground Level	10.150	10.500	11.120	11.840	16.870	10.150
	U) Maximum Digging Depth	6.560	6.970	7.570	8.370	11.870	6.560
	V) Maximum Digging Height	10.020	10.010	10.460	10.680	15.610	10.020
	W) Maximum Dumping Height	6.870	6.950	7.330	7.580	12.680	6.870
	W') Minimum Dumping Height	3.070	3.320	2.740	1.950	3.790	3.070
	X) Maximum Vertical Digging Depth	5.050	5.000	5.900	6.520	11.280	5.050
	Y) Minimum Swing Radius	4.110	4.480	4.480	4.600	5.510	4.110
	Z) Maximum Digging Depth (2440 mm level)	6.380	6.770	7.410	8.230	11.770	6.380

\* Standard

## FORCES

		LC HD				NLC	
		Mono Boom				LR	Mono Boom
		BOOM (m)	6,10	6,50	6,50	6,50	10,00
ARM (m)		*2,60	2,60	3,20	4,00	6,00	2,60
SAE	Bucket Digging Force	19400	19400	19.600	19.500	9.200	19.400
	Bucket Digging Force (Power Boost)	21.100	21.100	21.200	21.200	-	21.100
	Arm Crowd Force	19.100	19.100	16.100	13.900	7.200	19.100
	Arm Crowd Force (Power Boost)	20.800	20.800	17.500	15.100	-	20.800
ISO	Bucket Digging Force	23.300	22.900	23.000	23.000	10.400	22.900
	Bucket Digging Force (Power Boost)	25.300	24.800	25.000	25.000	-	24.800
	Arm Crowd Force	20.400	20.200	16.900	14.500	7.300	20.200
	Arm Crowd Force (Power Boost)	22.100	22.000	18.400	15.700	-	22.000

A- Material density less than 2.000 kg/m<sup>3</sup>  
 B- Material density less than 1.800 kg/m<sup>3</sup>  
 C- Material density less than 1.500 kg/m<sup>3</sup>  
 D- Material density less than 1.200 kg/m<sup>3</sup>

\* Standard

### STANDARD BUCKET



Width	1.750 mm	
Capacity (SAE)	*2,2 m <sup>3</sup>	
Weight	1,950 kg	
Number of Teeth	5	
ARM	2,20 m	B
	*2,60 m	B
	3,20 m	C
	4,00 m	D

### OPTIONAL BUCKET SELECTION SCHEME

General Purpose Bucket



Heavy Duty Type Bucket



1.650 mm	1.800 mm	2.000 mm	1.150 mm	1.265 mm	1.400 mm	1.525 mm	1.650 mm	1.930 mm
1,80 m <sup>3</sup>	2,0 m <sup>3</sup>	2,20 m <sup>3</sup>	1,20 m <sup>3</sup>	1,40 m <sup>3</sup>	1,60 m <sup>3</sup>	1,80 m <sup>3</sup>	2,0 m <sup>3</sup>	2,4 m <sup>3</sup>
1.750 kg	1.880 kg	2.000 kg	1.420 kg	1.500 kg	1.630 kg	1.700 kg	1.850kg	2.140 kg
5	5	6	4	4	5	5	5	6
A	A	B	A	A	A	A	A	C
A	A	B	A	A	A	A	A	C
A	C	C	A	A	A	A	C	D
C	C	D	A	A	B	C	D	-

\* Standard

### QUICK COUPLER



### ROCK TYPE BUCKET



### RIPPER



### CLEANING BUCKET



HEAVY DUTY

ATTACHMENTS

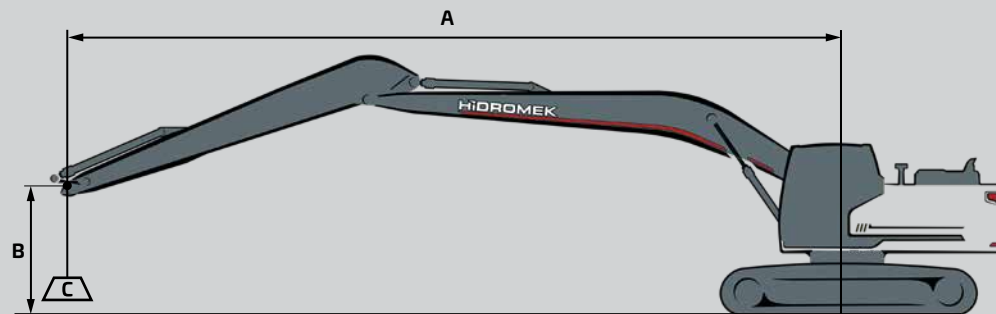
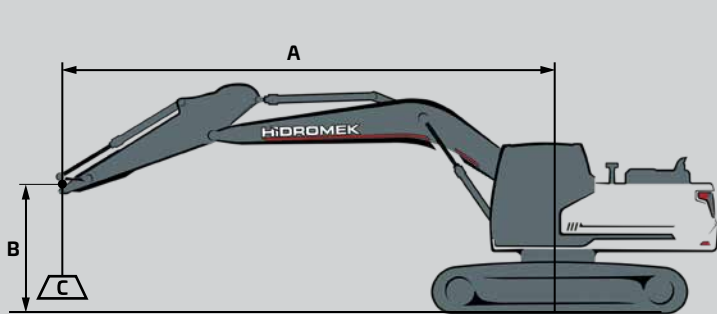
LIFTING CAPACITY (kg)												HMK390 LC HD			
	Boom: 6,1 m		Arm: 2,6 m		Without bucket		STD, 600 mm Crawler		CW: 6500 kg				📏 : Front	📏 : Side	
A, m	1,5		3,0		4,5		6,0		7,5		9,0		Maximum Reach		
B, m	📏	📏	📏	📏	📏	📏	📏	📏	📏	📏	📏	📏	📏	📏	R, m
7,5							*9700	*9700					*9450	*9450	6,67
6,0							*10050	*10050	*9400	7750			*9000	7450	7,66
4,5					*14050	*14050	*11150	10700	*9750	7600			*9000	6500	8,26
3,0					*17100	15300	*12500	10100	*10350	7300			*9350	6000	8,56
1,5					*18950	14400	*13600	9600	*10900	7050			9400	5850	8,58
0 (Ground)					*19050	14100	*14050	9350	*11050	6900			9700	6000	8,33
-1,5			*20100	*20100	*18000	14150	*13600	9250	*10500	6900			*9900	6600	7,78
-3,0			*20300	*20300	*15700	14400	*11900	9450					*9800	7950	6,85
-4,5					*11050	*11050							*8850	*8850	5,36

LIFTING CAPACITY (kg)												HMK390 LC HD			
	Boom: 6,5 m		Arm: 2,6 m		Without bucket		STD, 600 mm Crawler		CW: 6500 kg				📏 : Front	📏 : Side	
A, m	1,5		3,0		4,5		6,0		7,5		9,0		Maximum Reach		
B, m	📏	📏	📏	📏	📏	📏	📏	📏	📏	📏	📏	📏	📏	📏	R, m
7,5													*8900	8350	7,20
6,0							*9600	*9600	*8800	7750			*8700	6700	8,13
4,5					*14100	*14100	*10850	10500	*9300	7500			*8700	5900	8,70
3,0							*12250	9850	*10000	7150			*8800	5450	8,98
1,5							*13350	9350	*10550	6900			*8600	5350	9,00
0 (Ground)					*18600	13750	*13800	9100	*10850	6700			8900	5450	8,76
-1,5					*17600	13800	*13450	9000	*10550	6650			*9250	5950	8,24
-3,0			*19900	*19900	*15700	14050	*12150	9150					*9250	7000	7,37
-4,5			*15100	*15100	*12150	*12150	*8750	*8750					*8750	*8750	6,01

LIFTING CAPACITY (kg)												HMK390 LC HD			
	Boom: 6,5 m		Arm: 3,2 m		Without bucket		STD, 600 mm Crawler		CW: 6500 kg				📏 : Front	📏 : Side	
A, m	1,5		3,0		4,5		6,0		7,5		9,0		Maximum Reach		
B, m	📏	📏	📏	📏	📏	📏	📏	📏	📏	📏	📏	📏	📏	📏	R, m
9,0													*6000	*6000	6,59
7,5									*7950	*7950			*5500	*5500	7,89
6,0									*8100	7850			*5300	*5300	8,74
4,5					*12700	*12700	*10050	*10050	*8700	7550	*8000	5600	*5300	*5300	9,27
3,0					*15950	15250	*11600	10050	*9500	7250	*8350	5450	*5450	4950	9,54
1,5					*18150	14150	*12900	9450	*10250	6900	8600	5300	*5800	4850	9,55
0 (Ground)					*18750	13750	*13600	9100	*10700	6700	8500	5200	*6450	4950	9,33
-1,5			*15600	*15600	*18200	13700	*13600	8950	*10650	6600			*7500	5300	8,84
-3,0	*18350	*18350	*22650	*22650	*16700	13850	*12750	9000	*9800	6650			*8750	6100	8,04
-4,5			*18250	*18250	*13900	*13900	*10500	9300					*8600	7850	6,82

LIFTING CAPACITY (kg)												HMK 390 NLC			
	Boom: 6,1 m		Arm: 2,6 m		Without bucket		STD, 600 mm Crawler		CW: 7500 kg				Front	Side	
A, m	1,5		3,0		4,5		6,0		7,5		9,0		Maximum Reach		
B, m	Front	Side	Front	Side	Front	Side	Front	Side	Front	Side	Front	Side	Front	Side	A, m
7,5							*9700	*9700					*9450	9000	6,67
6,0							*10050	10050	*9400	7350			*9050	7100	7,66
4,5					*14050	*14050	*11150	10100	*9750	7200			*9050	6150	8,26
3,0					*17100	14150	*12500	9500	*10350	6950			*9400	5700	8,56
1,5					*18950	13350	*13600	9050	*10900	6700			9600	5550	8,58
0 (Ground)					*19050	13050	*14050	8750	*11050	6500			9750	5700	8,33
-1,5			*20150	*20150	*18000	13100	*13600	8700	*10500	6500			*9900	6250	7,78
-3,0			*20300	*20300	*15700	13300	*11900	8850					*9800	7500	6,85
-4,5					*11050	*11050							*8850	*8850	5,36

LIFTING CAPACITY (kg)												HMK 390 LC LR			
	Boom: 10,0 m		Arm: 6,0 m		Without bucket		STD, 800 mm Crawler		CW: 8500 kg				Front	Side	
A, m	3,0		6,0		9,0		12,0		15,0		18,0		Maximum Reach		
B, m	Front	Side	Front	Side	Front	Side	Front	Side	Front	Side	Front	Side	Front	Side	A, m
12,0													*2350	*2350	11,79
9,0							*4100	*4100					*2200	*2200	13,78
6,0					*5400	*5400	*4350	4150					*2200	*2200	14,92
3,0			*10000	*10000	*6300	5800	*4750	3750	*3650	2500			*2350	*2350	15,39
0 (Ground)			*7150	7150	*7000	5050	*5050	3350	*3750	2350			*2650	*2300	15,27
-3,0	*4050	*4050	*8300	8200	*7100	4700	*5100	3150					*3250	2400	14,52
-6,0	*6700	*6700	*9350	8450	*6400	4700	*4500	3200					*3850	2900	13,06
-9,0			*6450	*6450	*4500	*4500							*3400	*3400	10,57



- A Load Radius
- B Load Point Height
- C Lifting Capacity

1. The above loads are in compliance with SAE J1097 and ISO 10567 Hydraulic Excavator Lifting Capacity Standards
2. The load point is the center-line of the bucket pivot mounting pin on the arm
3. Lifting capacity cannot exceed 75% of tipping capacity or 87% of hydraulic capacity.
4. (\*) indicates load limited by hydraulic capacity.

# HIDROMEK®

## HEAD OFFICE

**Address:** Ahi Evran OSB Mahallesi,  
Osmanlı Caddesi, No:1, 06935  
Sincan-ANKARA/TÜRKİYE

**Phone** : +90 312 267 12 60

**Fax** : +90 312 267 12 39

**E-mail:** export@hidromek.com.tr

## AFTER SALES SERVICE

**Address:** İstanbul Yolu 17. Km,  
Şehit Osman Avcı Mahallesi,  
No: 479, Etimesgut-ANKARA/TÜRKİYE

**Phone** : +90 312 280 87 40

**Fax** : +90 312 280 87 48

## HIDROMEK® WEST

### HIDROMEK MAQUINARIA DE CONSTRUCCION ESPAÑA S.L.

**Address:** Avenida Del Progres 7 08840 –  
Viladecans Barcelona/ SPAIN

**Phone** : +34 93 638 84 65

**E-mail** : info@hidromek.es

## HIDROMEK® JAPAN

**Address:** 5-10, Hashimoto 6-chome,  
Midori-Ku, Sagamihara,  
Kanagawa, 252-0143 JAPAN

**Phone** : +81 42 703 0261

**Fax** : +81 42 703 0262

**E-mail** : Kiyoko.Shinoda@hidromek.com

## HIDROMEK® RUS

**Address:** 72, Zhivopisnaya str., Building A,  
village Oktyabrskiy,  
Krasnodar, 350032, RUSSIA

**Phone** : +7 861 290 3007

**E-mail** : hidromekrus@hidromek.ru

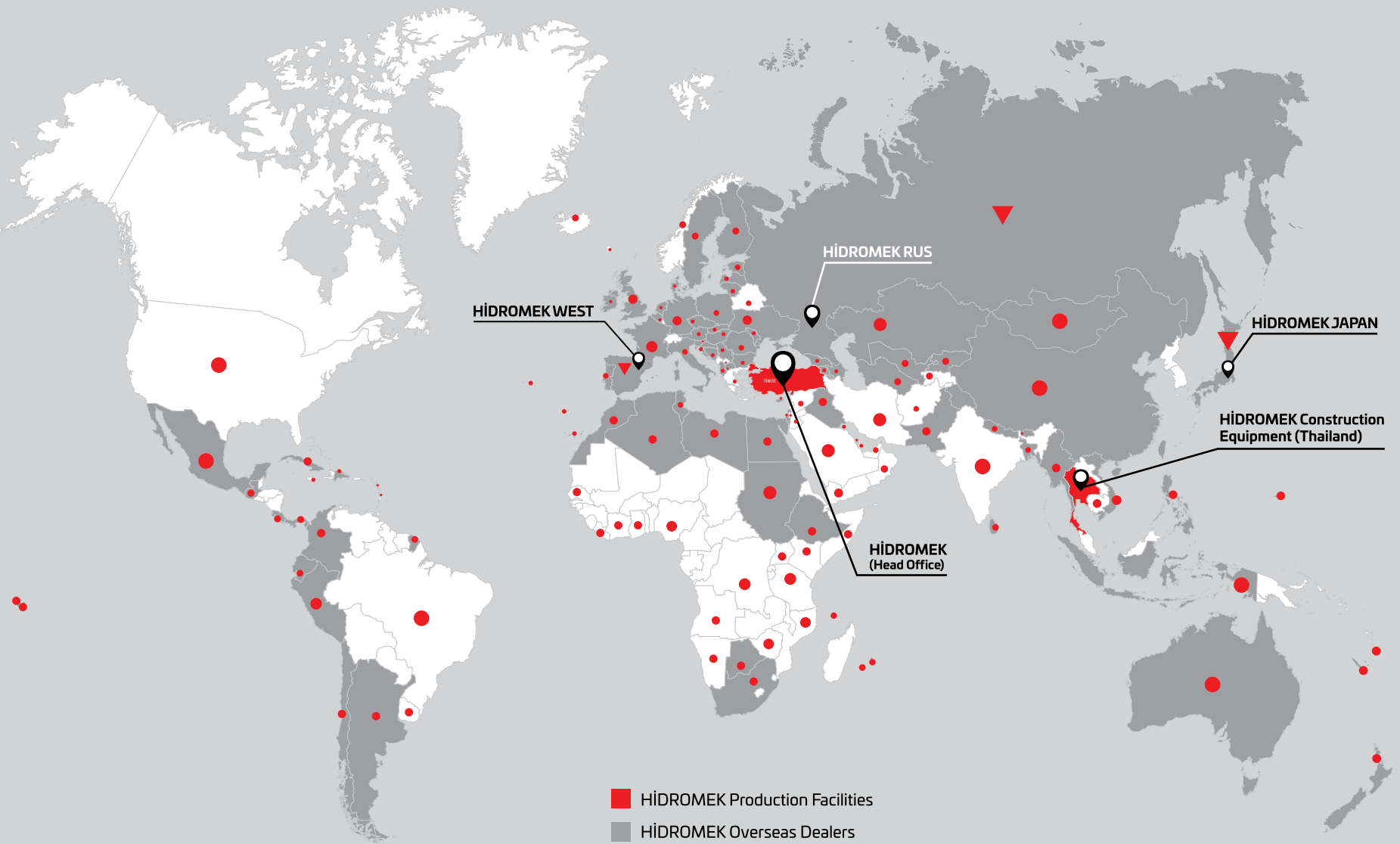
## HIDROMEK® HCE

### HIDROMEK Construction Equipment (Thailand) Ltd.

**Address:** Amata City Chonburi Industrial Estate Phase 7,  
No. 700/669 Moo 1, T.Phanthong,  
A.Phanthong, Chonburi 20160, TAYLAND

**Phone** : +66 38 447 349

**Fax** : +66 38 447 355



HÍDROMEK WEST

HÍDROMEK RUS

HÍDROMEK JAPAN

HÍDROMEK Construction Equipment (Thailand)

HÍDROMEK (Head Office)

- HÍDROMEK Production Facilities
- HÍDROMEK Overseas Dealers
- ▼ HÍDROMEK Overseas Sales and Aftersales Services Points
- Countries HÍDROMEK Machines Running

# HIDROMEK®

Together Stronger

[www.hidromek.com](http://www.hidromek.com)

[f hidromek.tr](https://www.facebook.com/hidromek.tr) [X Hidromek](https://x.com/Hidromek) [ig hidromekofficial](https://www.instagram.com/hidromekofficial) [yt HidromekTv](https://www.youtube.com/HidromekTv) [in company/hidromek](https://www.linkedin.com/company/hidromek)

